

Awards ceremony

Welcome to the awards ceremony of the first Benelux Mathematical Olympiad.



Sponsors

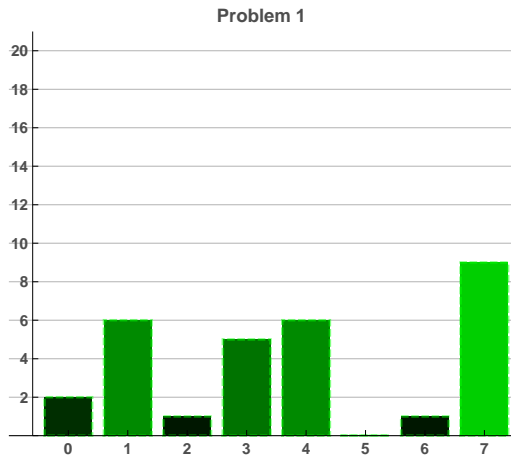
BxMO 2009 was made possible with the support of:



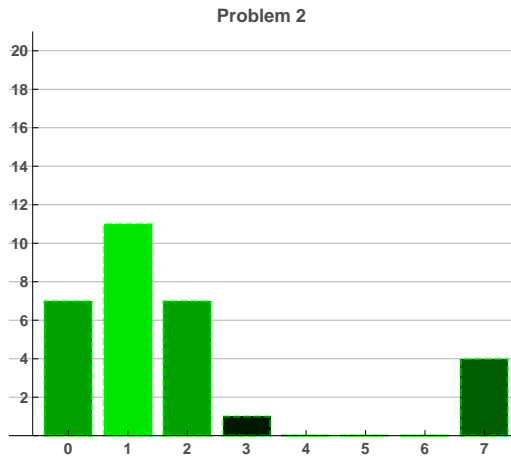
SYSTEMATIC INVESTMENT STRATEGIES



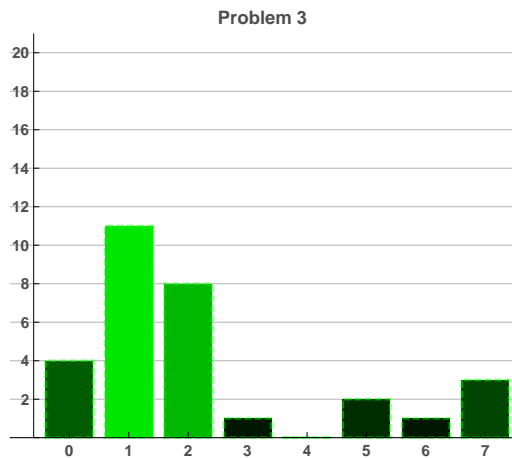
Problem 1



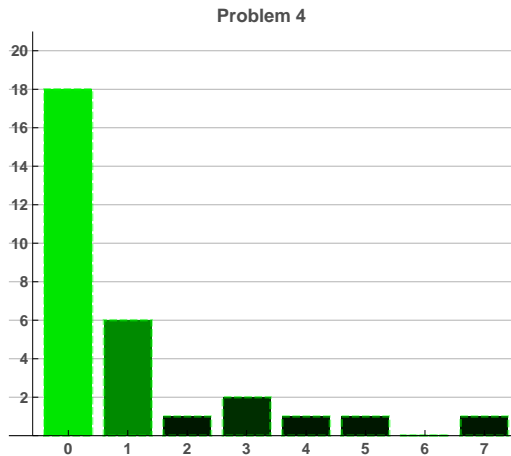
Problem 2



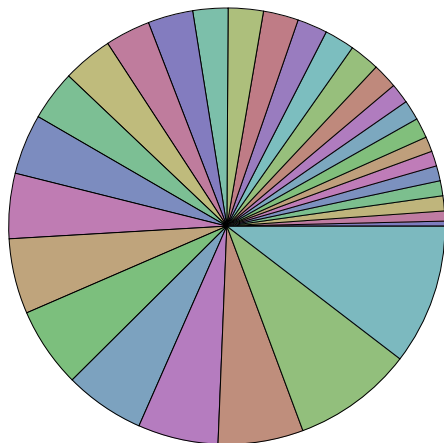
Problem 3



Problem 4



Pie chart of scores



Mean score

Mean score ≈ 8.96667

Standard deviation ≈ 6.65133



Honourable mentions

The first BxMO will have **no** honourable mentions.



Bronze medals

There are seven bronze medals.



Bronze medals

There are seven bronze medals.

- ▶ Pierre Haas



Bronze medals

There are seven bronze medals.

- ▶ Pierre Haas
- ▶ Jingran Lin



Bronze medals

There are seven bronze medals.

- ▶ Pierre Haas
- ▶ Jingran Lin
- ▶ Marc Sinner



Bronze medals

There are seven bronze medals.

- ▶ Pierre Haas
- ▶ Jingran Lin
- ▶ Marc Sinner
- ▶ David Kok



Bronze medals

There are seven bronze medals.

- ▶ Pierre Haas
- ▶ Jingran Lin
- ▶ Marc Sinner
- ▶ David Kok
- ▶ Jelle van den Hooff



Bronze medals

There are seven bronze medals.

- ▶ Pierre Haas
- ▶ Jingran Lin
- ▶ Marc Sinner
- ▶ David Kok
- ▶ Jelle van den Hooff
- ▶ Cédric de Groote



Bronze medals

There are seven bronze medals.

- ▶ Pierre Haas
- ▶ Jingran Lin
- ▶ Marc Sinner
- ▶ David Kok
- ▶ Jelle van den Hooff
- ▶ Cédric de Groote
- ▶ Loïc Burger



Silver medals

There are four silver medals.



Silver medals

There are four silver medals.

- ▶ Maarten Roelofsma



Silver medals

There are four silver medals.

- ▶ Maarten Roelofsma
- ▶ Andries Waelkens



Silver medals

There are four silver medals.

- ▶ Maarten Roelofsma
- ▶ Andries Waelkens
- ▶ Alexander Lemmens



Silver medals

There are four silver medals.

- ▶ Maarten Roelofsma
- ▶ Andries Waelkens
- ▶ Alexander Lemmens
- ▶ Nicolas Radu



Gold medals

There are two gold medals.



Gold medals

There are two gold medals.

- ▶ Raymond van Bommel



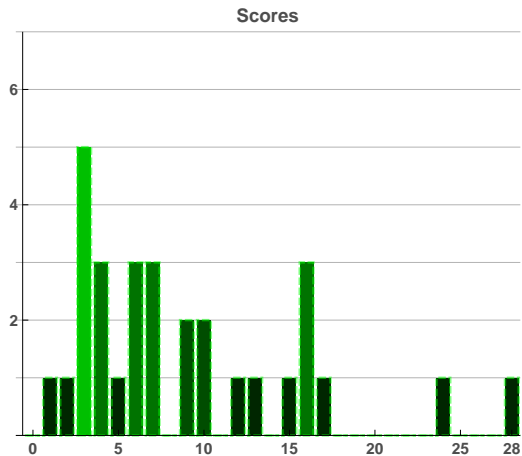
Gold medals

There are two gold medals.

- ▶ Raymond van Bommel
- ▶ Wouter Berkelmans



Scores



Belgian scores

Naam	Pr. 1	Pr. 2	Pr. 3	Pr. 4	Total
Löïc Burger	7	1	1	0	9
Cédric de Grootte	4	2	2	1	9
Florian de Leger	1	3	1	0	5
Antoine Dujardin	1	0	2	0	3
Nicolas Radu	7	7	1	1	16
Thiebout Delabie	3	1	1	1	6
Heide Goethals	3	1	0	0	4
Alexander Lemmens	7	2	7	0	16
Wouter Verbeke	1	0	2	0	3
Andries Waelkens	3	2	6	5	16

- ▶ 1st leader: Philippe Niederkorn
- ▶ 2nd leader: Tom De Medts
- ▶ 3rd leader: Pierre-Emmanuel Caprace



Dutch scores

Naam	Pr. 1	Pr. 2	Pr. 3	Pr. 4	Total
Wouter Berkelmans	7	7	7	3	24
Raymond van Bommel	7	7	7	7	28
Harm Campmans	4	1	2	0	7
Jelle van den Hooff	6	1	3	0	10
Madelon de Kemp	2	1	0	0	3
David Kok	7	1	2	0	10
Peter Koymans	4	1	1	0	6
Maarten Roelofsma	4	7	5	1	17
Wadim Sharshov	4	0	2	1	7
Jaap Wagenaar	4	1	2	0	7

- ▶ 1st leader: Quintijn Puite
- ▶ 2nd leader: Birgit van Dalen
- ▶ 3rd leader: Johan Konter



Luxembourg scores

Naam	Pr. 1	Pr. 2	Pr. 3	Pr. 4	Total
Pierre Haas	7	2	5	1	15
Jingran Lin	7	1	1	4	13
Marc Sinner	7	2	0	3	12
Philippe Schramm	3	2	1	0	6
Grégoire Genest	1	0	1	2	4
Jerôme Urhausen	0	2	1	0	3
Eline Hentgen	1	0	1	0	2
Charel Eilenbecker	0	0	1	0	1
Sarah Elena Ivana Bosman	1	1	2	0	4
Luc Ohles	3	0	0	0	3

- ▶ 1st leader: Charles Leytem
- ▶ 2nd leader: Bernard Felten
- ▶ 3rd leader: Pascal Dupont



Thanks for coming and we hope you enjoyed your weekend here.

